

“Students First”

Northern Marianas College



FACT BOOK

2009

September 25, 2009

This Fact Book is dedicated to the memory of

**Antonio "Tony" V. Deleon Guerrero, Jr.,
Past President of the Northern Marianas College**

Table of Contents

Vision Statement.....	3
Mission Statement.....	3
Officers of the Associated Students of NMC.....	3
Members of the Board of Regents.....	3
Management Team.....	4
College Council.....	4
Faculty Senate.....	4
Staff Senate.....	5
History of the College.....	5
Past Presidents.....	6
College Memberships.....	6
Accreditation.....	6
Student Profile.....	7-12
Employee Profile.....	13-14
Revenues and Appropriations.....	15-17
Expenditures.....	18-19
Tuition and Fees, Financial Aid, Programs of Study, Admissions...	20-21
Recognition Awards.....	22
Data Sources.....	22
NMC Campus (Saipan).....	23

Vision Statement

The Northern Marianas College will be recognized for its excellence in education and student success. The College will be the primary choice of the people of the Commonwealth seeking higher education, preparing for the job market, and pursuing career advancement and personal growth opportunities.

The College, in partnership with the Commonwealth's secondary schools, business groups, and governmental agencies will contribute to an educational system that enhances economic development and quality of life as the Pacific region moves into the new millennium.

The College will be recognized for its ability to provide to its community the highest quality of teaching, customer service, student development programs, research-based evaluation of programs and services, and access to innovative technology.

Continuous improvement, concepts, and principles will be identifiable aspects of the College's operational processes.

Mission Statement

The mission of Northern Marianas College shall be to provide the best quality and meaningful post secondary and adult educational opportunities for the purpose of improving the quality of life for the individual and for the Commonwealth as a whole. The College shall be responsible for providing education in the areas of adult and continuing education, post secondary and adult vocational education and professional development for the people of the Commonwealth.
CNMI Constitution

Officers of the Associated Students of NMC (ASNMC)

Milescelyn F. Rodriguez, President
Daniel Kintol, Vice President
Stacey Demapan, Secretary
Min Seon Park, Treasurer

Members of the Board of Regents

Charles V. Cepeda, Chairperson
Maria (Malua) T. Peter, Vice-Chairperson
Elaine Hocog-Orilla, Regent
Janet H. King, Regent
Maria (Paz) Castro, Regent

Honorary Members

Milescelyn Rodriguez, Honorary Student Regent
Lawrence Lee, Honorary Faculty Regent
Joyce Taro, Honorary Staff Regent

Management Team

Dr. Carmen Fernandez, President
Felicitas (Tee) Abraham, Dean of Community Programs and Services
Cynthia Deleon Guerrero, Dean of Academic Programs and Services
Janice Tenorio, Dean of Student Services
Henry Hofschneider, Chief Financial and Administrative Officer
Adrian Atalig, Director of Information Technology
Galvin Deleon Guerrero, Director of Institutional Effectiveness
Frankie Eliptico, Director of Institutional Advancement
Maria Aguon, Program Coordinator, Tinian Instructional Site
Martin Mendiola, Program Coordinator, Rota Instructional Site

College Council

Dr. Carmen Fernandez, College Council Chairperson/President
Felicitas (Tee) Abraham, Dean of Community Programs and Services
Cynthia Deleon Guerrero, Dean of Academic Programs and Services
Janice Tenorio, Dean of Student Services
Henry Hofschneider, Chief Financial and Administrative Officer
Adrian Atalig, Director of Information Technology
Galvin Deleon Guerrero, Director of Institutional Effectiveness
Frankie Eliptico, Director of Institutional Advancement
Maria Aguon, Program Coordinator, Tinian Instructional Site
Martin Mendiola, Program Coordinator, Rota Instructional Site
Milescelyn Rodriguez, President, Associated Students of NMC
Daniel Kintol, Student Representative
Lawrence Lee, President, Faculty Senate (Instructor, Business Department)
Joan Dubrall, Faculty Representative (Educational Talent Search)
Barbara Merfalen, Faculty Representative (Instructor, School of Education)
Rik Villegas, Faculty Representative (Instructor, Business Department)
Frank Sobolewski, Faculty Representative (Chair, Social Sciences and Fine Arts Department)
Robert Armstrong, Faculty Representative (Instructor, Languages and Humanities Department)
Joyce Taro, President, Staff Senate (Academic Programs and Services)
John Manalo, Staff Representative (Community Development Institute)
Karla Mareham, Staff Representative (Finance and Budget Office)
Duane Sablan, Staff Representative (Procurement and Property Management Office)

Faculty Senate

Lawrence Lee, President
Barbara Merfalen, Vice President
Joan Dubrall, Secretary
Lyte Chapap, Senator-at-Large
Velma Deleon Guerrero, Senator (Representing the School of Education)
Frank Sobolewski, Senator (Representing Academic Programs and Services)
Judy Torres, Senator-at-Large
Marian Tudela, Senator (Representing Student Services)
Vacant, Senator (Representing Community Programs and Services)

Staff Senate

Joyce Taro, President
Joaquin Kiyoshi, Jr., Vice President
Clarice Arriola, Secretary/Treasurer
Elena Hofschneider, Senator (Representing the Division of Finance and Administrative Services)
John Manalo, Senator (Representing Community Programs and Services)
Randall Nelson, Senator (Representing Student Services)
Sue Palacios, Senator (Representing the Office of the President)
Becky Sablan, Senator-at-Large
James Santos, Senator-at-Large

History of the College

Northern Marianas College was established in May 1981 when Governor Carlos S. Camacho created the College as an official governmental entity through Executive Order #25. The Executive Order established the College as one of the divisions within the Commonwealth Department of Education. By mid-summer of 1981 the College was offering training programs for government employees and teachers of the public school system.

In January 1983 Public law 3-43 established NMC as a public, nonprofit corporation having the Board of Education as its governing board. In March of 1985 the passage of CNMI Public Law 4-34 made NMC a public corporation under the general governance of its own Board of Regents, and granted it autonomy in both fiscal and personnel matters. This law stipulated the mission of the college and designated NMC to serve as the land-grant college for the Commonwealth.

In November of 1985 the Second Constitutional Convention in the CNMI adopted a series of proposed amendments to the CNMI Constitution. Among them was Amendment 38 concerning education in the Commonwealth. Article 15, Section 2 of that proposed amendment provided for the establishment of Northern Marianas College, and stipulated that the College's Board of Regents should have autonomy in conducting its affairs. This amendment restated the mission of the college and guaranteed annual funding. Amendment 38, among others, was adopted by the people of the Commonwealth in a special election held in January of 1986.

In June 1985 the college received its initial accreditation from the Accrediting Commission for Community and Junior Colleges (ACCJC) of the Western Association of Schools and Colleges (WASC). The accreditation was reaffirmed in 1990, 1996, 2001, and 2009. In March 2001, the Accrediting Commission for Senior Colleges & Universities of WASC granted NMC initial accreditation for offering a Bachelor of Science degree in Elementary Education. This marked the first time in history of WASC that a two-year community college offered a four-year degree.

Since its beginning, NMC has focused on meeting the higher education and vocational training needs of the CNMI. From the times of its first program in teacher education, NMC has developed a comprehensive set of academic programs and services to meet the social, cultural, occupational and economic development needs of its island communities. Today, students are enrolled in various educational programs of study leading to Certificates of Completion, Associate Degrees, and a Bachelor of Science in Elementary Education. In addition, there are hundreds of students enrolled in credit and non-credit, continuing adult education courses.

History of the College, con't

Throughout the years, more than 20,000 people have enrolled in regular NMC degree and certificate courses, over 3000 persons have been awarded certificates and/or degrees in programs offered or coordinated by NMC; and more than 12,000 individuals have been served in our community through such programs as the Adult Basic Education, Continuing Education, and the Cooperative, Research, Extensions, and Education Service.

Past Presidents

Agnes McPhetres (1983 – 1999)
Joaquin M Sablan (1999 – 2002)
Kenneth Wright (2002 – 2004)
Tony Deleon Guerrero (2004 – 2006)

Memberships

American Association of Community Colleges
Association of Public and Land-Grant Universities
Council for Higher Education Accreditation
Pacific Postsecondary Education Council
Western Association of Schools and Colleges

Accreditation

Accrediting Commission for Community and Junior Colleges, Western Association of Schools and Colleges
Accrediting Commission for Senior Colleges and Universities, Western Association of Schools and Colleges

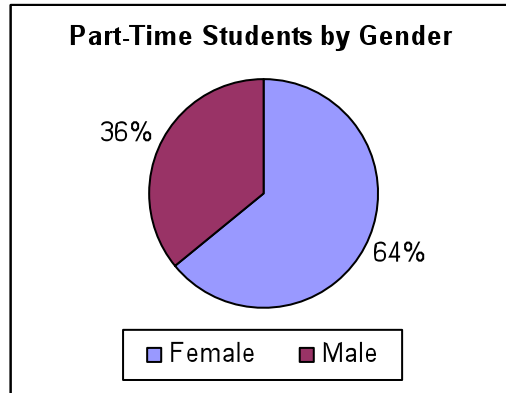
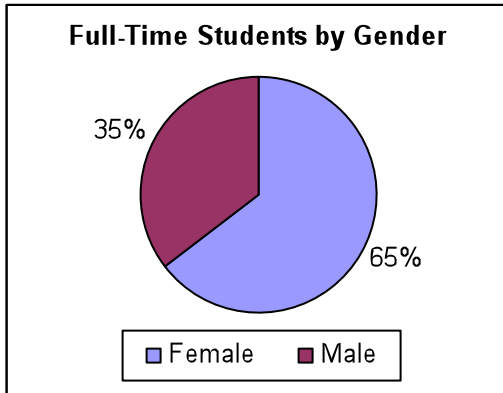
STUDENT PROFILE

Fall 2008 Student Enrollment by Student Status, Gender, and Ethnicity

Unduplicated Headcount							
Student Status	Sub-Total	Gender		Ethnicity			
		Male	Female	Asian/Pac Islander	White	Other	Non-Res Alien
Full-Time	568	200	368	450	11	2	105
Part-Time	223	80	143	137	4	1	81
Total	791	280	511	587	15	3	186
Percentage		35.4%	64.6%	74.2%	1.9%	0.4%	23.5%
First time*	151	55	96	121	2	1	27

Source: Integrated Postsecondary Education Data System (IPEDS)

*first-time certificate/degree-seeking students



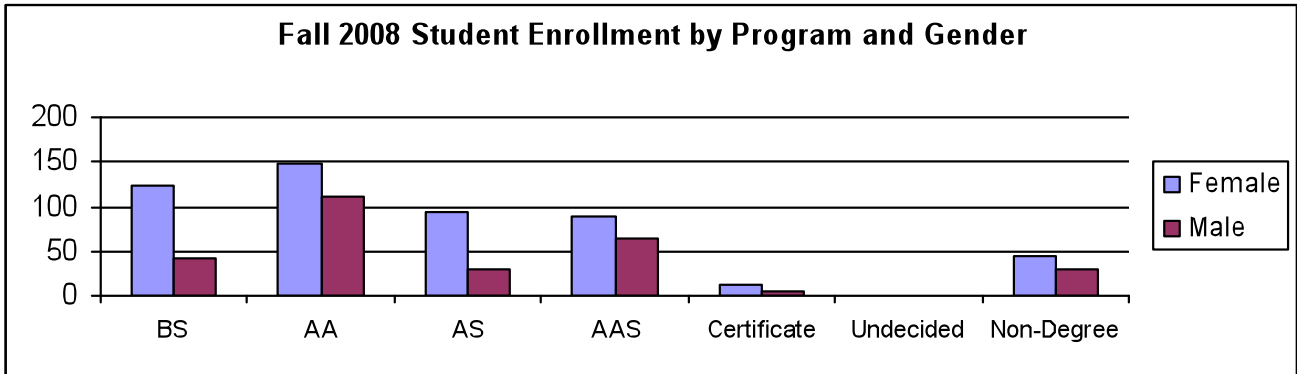
Fall 2008 Student Enrollment by Program, Gender, and Ethnicity

Unduplicated Headcount							
Students by Program*	Total	Gender		Ethnicity			
		Male	Female	Asian/Pac Islander	White	Other	Non-Res Alien
BS	165	42	123	147	7	0	11
AA	259	110	149	208	5	2	44
AS	124	29	95	71	0	0	53
AAS	151	63	88	126	1	1	23
Certificate	18	6	12	16	0	0	2
Undecided	0	0	0	0	0	0	0
Non-Degree	74	30	44	19	2	0	53

*Degree Programs: BS: Bachelor of Science, AA: Associate in Arts, AS: Associate in Science, AAS: Associate in Applied Science

Source: IPEDS

STUDENT PROFILE



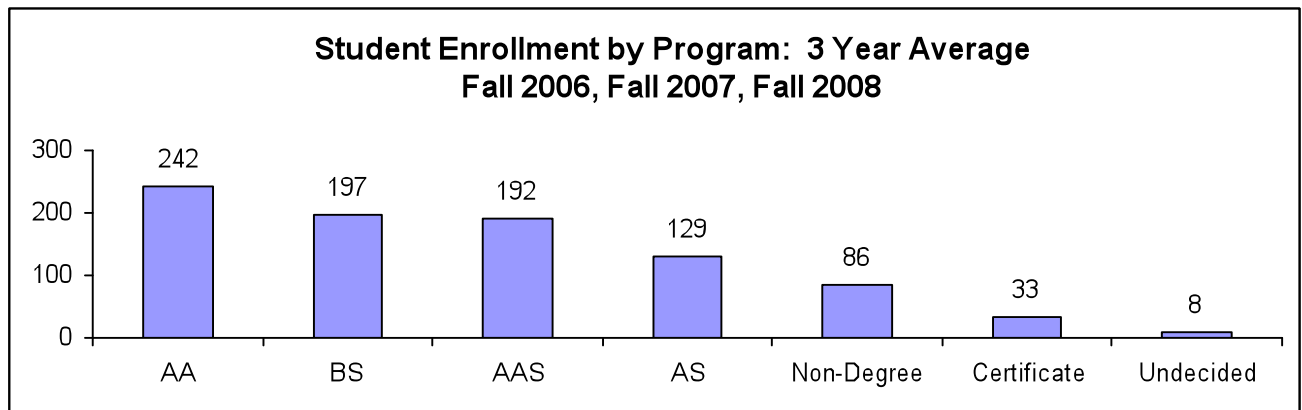
Student Enrollment by Program: 3 Year Trend - Fall 2006, Fall 2007, Fall 2008

<i>Unduplicated Headcount</i>									
	Fall 2006	%	Fall 2007	%	Fall 2008	%	3 Yr Ave	%	*3 Yr Var
BS	223	23%	202	22%	165	21%	197	22%	-26.0
AA	227	23%	241	27%	259	33%	242	27%	14.1
AS	147	15%	117	13%	124	16%	129	15%	-15.6
AAS	240	25%	184	20%	151	19%	192	22%	-37.1
Certificate	49	5%	32	4%	18	2%	33	4%	-63.3
Undecided	10	1%	14	2%	0	0%	8	1%	-100.0
Non-Degree	72	7%	111	12%	74	9%	86	10%	2.8
Total	968	100%	901	100%	791	100%	887	100%	-18.3

*3 year variance

BS: Bachelor of Science, AA: Associate in Arts, AS: Associate in Science, AAS: Associate in Applied Science

Source: IPEDS



STUDENT PROFILE

Degrees and Certificates Awarded: 3 Year Trend - Academic Year 2006-07, 2007-08, 2008-08

Degrees	AY 2006-07	AY 2007-08	AY 2008-09
AA: Business	2	2	3
AA: International Business*	1	0	0
AA: Liberal Arts	39	32	31
AAS: Business Administration – Accounting	11	8	6
AAS: Business Administration – Business Management	16	11	8
AAS: Business Administration – Computer Applications	2	9	2
AAS: Business Administration – Office Technology*	0	2	0
AAS: Business Administration – Sales & Marketing*	0	0	1
AAS: Criminal Justice	4	3	3
AAS: Electrical Installation & Maintenance*	0	1	1
AAS: Hospitality Management	2	1	3
AS: Nursing	26	12	20
BS: Elementary Education	32	28	28
Total Degrees Awarded	135	109	106

Certificates	AY 2006-07	AY 2007-08	AY 2008-09
CA: Accounting*	1	2	0
CC: Accounting*	2	3	0
CA: Business Management*	0	1	0
CC: Business Management*	2	1	0
CC: Combined Law Enforcement*	24	0	0
CA: Computer Applications*	1	1	0
CC: Computer Applications*	2	2	0
CA: Construction Trades*	0	0	2
CC: Early Childhood Education	1	1	21
CC: Fire Science Technology	0	25	0
CC: Hemodialysis Technician*	6	1	0
CA: Hospitality Management*	1	0	0
CC: Nursing Assistant*	0	2	0
CC: Related Service Technician	0	22	1
CA: Sales & Marketing*	1	2	0
CA: Sales & Marketing*	2	3	0
Total Certificates Awarded	43	66	24

Degrees and Certificates	AY 2006-07	AY 2007-08	AY 2008-09
Total Degrees and Certificates Awarded	178	175	130

*Programs placed on inactive status

CA: Certificate of Achievement, CC: Certificate of Completion

AA: Associate in Arts, AAS: Associate in Applied Science, AS: Associate in Science, BS: Bachelor of Science

Source: Office of Admissions and Records, NMC Catalogs

STUDENT PROFILE

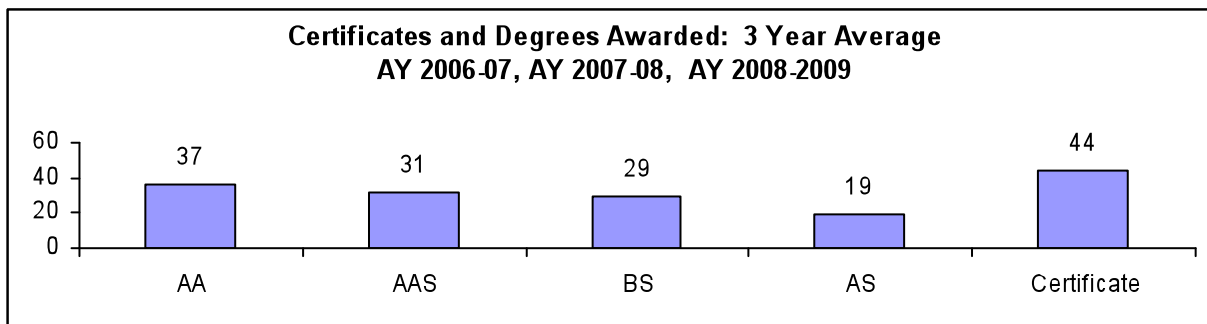
Degrees and Certificates Awarded: 3 Year Trend - Academic Year 2006-07, 2007-08, 2008-09

Award	AY 06-07	%	AY 07-08	%	AY 08-09	%	3 Yr Ave	%	*3 Yr Var
BS	32	18%	28	16%	28	22%	29	18%	-12.5
AA	42	24%	34	19%	34	26%	37	23%	-19.0
AS	26	15%	12	7%	20	15%	19	12%	-23.1
AAS	35	20%	35	20%	24	18%	31	19%	-31.4
Certificate	43	24%	66	38%	24	18%	44	28%	-44.2
Total	178	100%	175	100%	130	100%	161	100%	-27.0

*3 year variance

BS: Bachelor of Science, AA: Associate in Arts, AS: Associate in Science, AAS: Associate in Applied Science

Source: Office of Admissions and Records



Financial Assistance: 3 Year Trend - Academic Year 2006-07, 2007-08, 2008-09

	AY 06-07	AY 07-08	AY 08-09
Number of Students	519	569	559
Pell \$	\$1,359,314.00	\$1,552,402.00	\$1,610,928.00
FWS \$	\$23,026.04	\$12,100.81	\$49,177.43
SEOG \$	\$29,432.00	\$22,992.00	\$67,000.00
ACG \$	\$30,100.00	\$29,350.00	\$0.00
Total \$	\$1,441,872.04	\$1,616,844.81	\$1,727,105.43
Ave Aid per Student	\$2,778.17	\$2,841.56	\$3,089.63

Source: Financial Aid Office

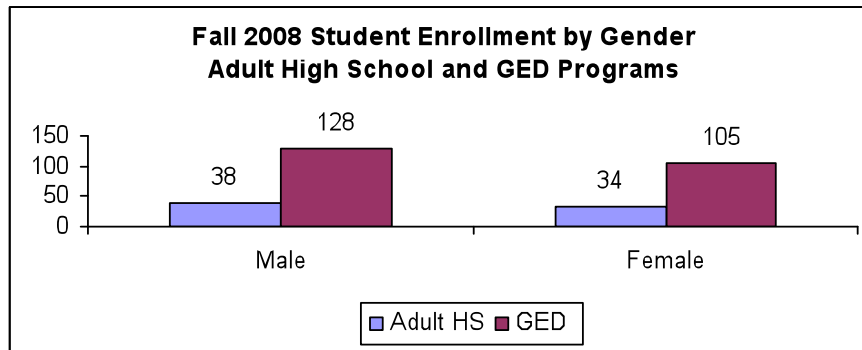
STUDENT PROFILE

Adult Basic Education (ABE) Programs

Fall 2008 Student Enrollment by ABE Program, Gender, and Ethnicity

<i>Unduplicated Headcount</i>							
<i>ABE Program</i>	Total	<i>Gender</i>		<i>Ethnicity</i>			
		Male	Female	Asian/Pac Islander	White	Other	Non-Res Alien
Adult HS	72	38	34	66	0	0	6
GED	233	128	105	198	0	0	35
Total	305	166	139	264	0	0	41
Percentage		54.4%	45.6%	86.6%	0.0%	0.0%	13.4%

Source: Adult Basic Education Office

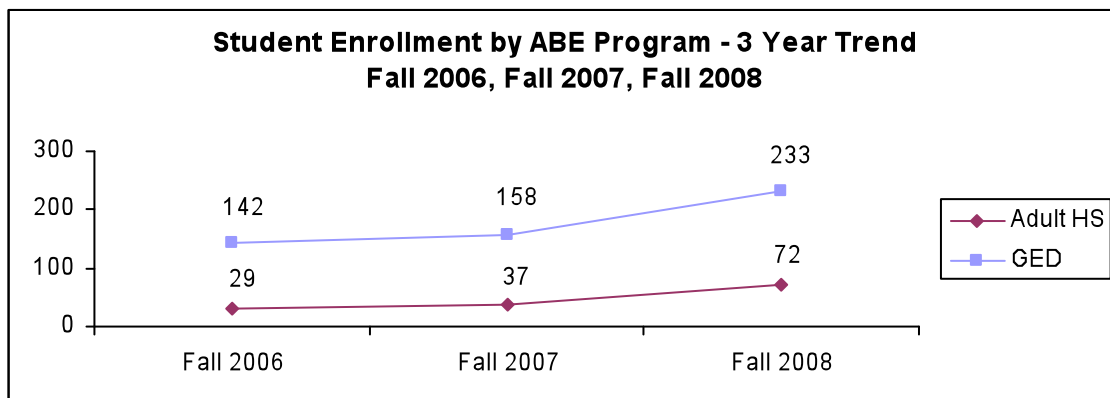


Student Enrollment by ABE Program: 3 Year Trend - Fall 2006, Fall 2007, Fall 2008

<i>Unduplicated Headcount</i>									
<i>ABE Program</i>	Fall 2006	%	Fall 2007	%	Fall 2008	%	3 Yr Ave	%	*3 Yr Var
Adult HS	29	17%	37	19%	72	24%	46	21%	148.3
GED	142	83%	158	81%	233	76%	178	79%	64.1
Total	171	100%	195	100%	305	100%	224	100%	78.4

*3 year variance

Source: Adult Basic Education Office



STUDENT PROFILE

GED Students Tested and Passed: 3 Year Trend - Academic Year 2006-07, 2007-08, 2008-09

Unduplicated Headcount			
GED Program	AY 2006-07	AY 2007-08	AY 2008-09
Enrolled	297	145	233
Tested	69	21	27
Passed	23	17	8
% Passed	33%	81%	30%

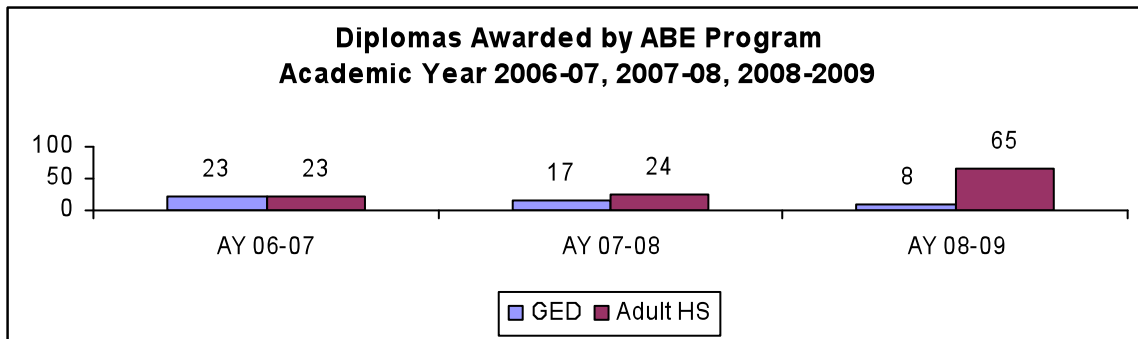
Source: Adult Basic Education Office

Diplomas Awarded: 3 Year Trend - Academic Year 2006-07, 2007-08, 2008-09

Diploma	AY 06-07	%	AY 07-08	%	AY 08-09	%	3 Yr Ave	%	*3 Yr Var
GED	23	50%	17	41%	8	11%	16	30%	-65.2
Adult HS	23	50%	24	59%	65	89%	37	70%	182.6
Total	46	100%	41	100%	73	100%	53	100%	58.7

*3 year variance

Source: Adult Basic Education Office



Community Development Institute (CDI) Programs

Student Enrollment in CDI Programs and Partnerships 3 Year Trend - Academic Year 2006-07, 2007-08, 2008-09

Unduplicated Headcounts			
CDI Programs and Partnerships	AY 06-07	AY 07-08	AY 08-09
Community Services Courses	280	400	340
Framingham State College M.Ed. in International Teaching Courses	50	50	24
University of Guam SROTC Courses	33	46	32

Source: Community Development Insitute

EMPLOYEE PROFILE

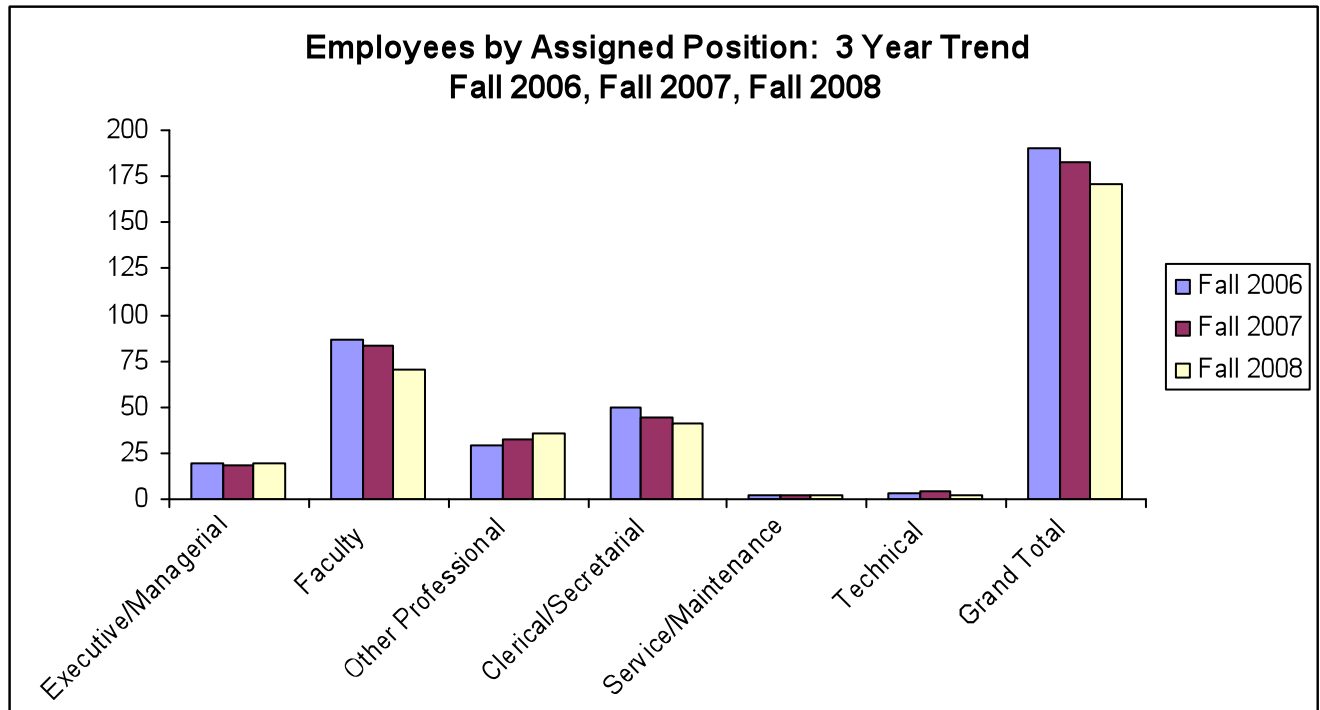
Employees by Assigned Position: 3 Year Trend - Fall 2006, Fall 2007, Fall 2008

<i>Employees by Assigned Position</i>	Fall 2006	Fall 2007	Fall 2008	3 Yr Ave	*3 Yr Var
Executive / Administrative and Managerial Staff	19	18	20	19	5.3
Faculty (Full Time and Part Time: Instruction/Research/Public Service)	87	83	70	80	-19.5
Other Professional	29	32	36	32	24.1
Clerical and Secretarial Staff	50	44	41	45	-18.0
Service / Maintenance Staff	2	2	2	2	0.0
Technical and Paraprofessionals	3	4	2	3	-33.3
Grand Total Full Time and Part Time Employees	190	183	171	181	-10.0

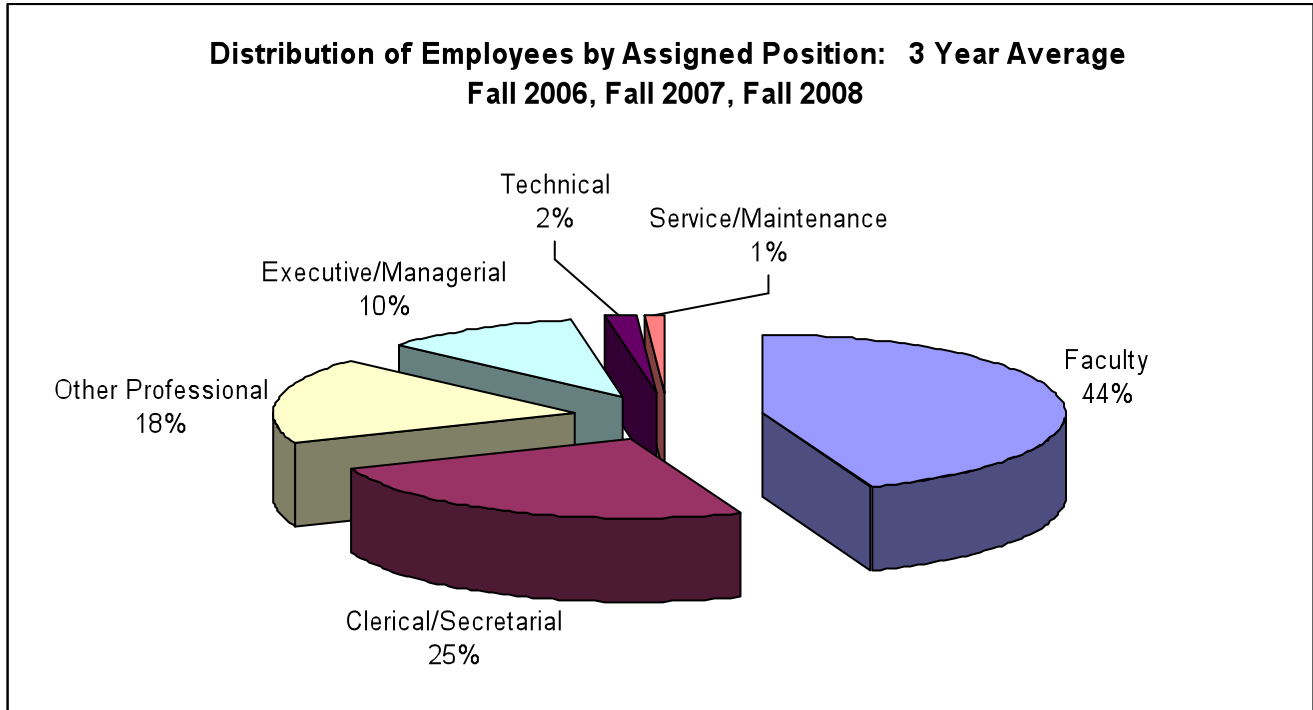
*3 year variance

NOTE: Adjunct Faculty are the only part-time employees at the College

Source: IPEDS



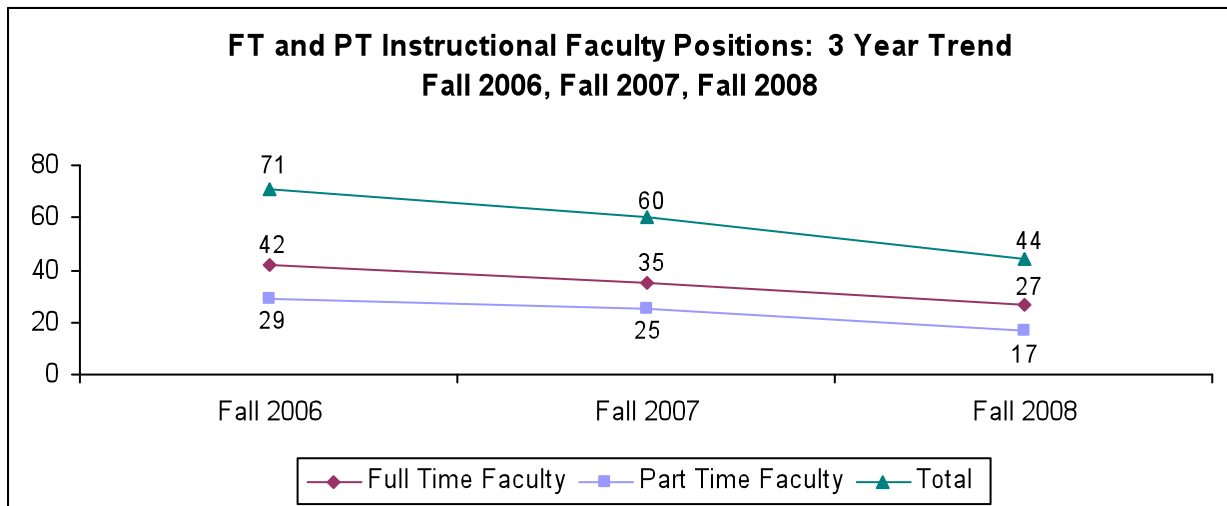
EMPLOYEE PROFILE



Instructional Faculty Positions – 3 Year Trend: Fall 2006, Fall 2007, Fall 2008

<i>Instructional Faculty Positions</i>	Fall 2006	Fall 2007	Fall 2008	3 Yr Ave	*3 Yr Var
Full Time Instructional Faculty	42	35	27	35	-35.7
Part Time (Adjunct) Instructional Faculty	29	25	17	24	-41.4
Grand Total	71	60	44	58	-38.0

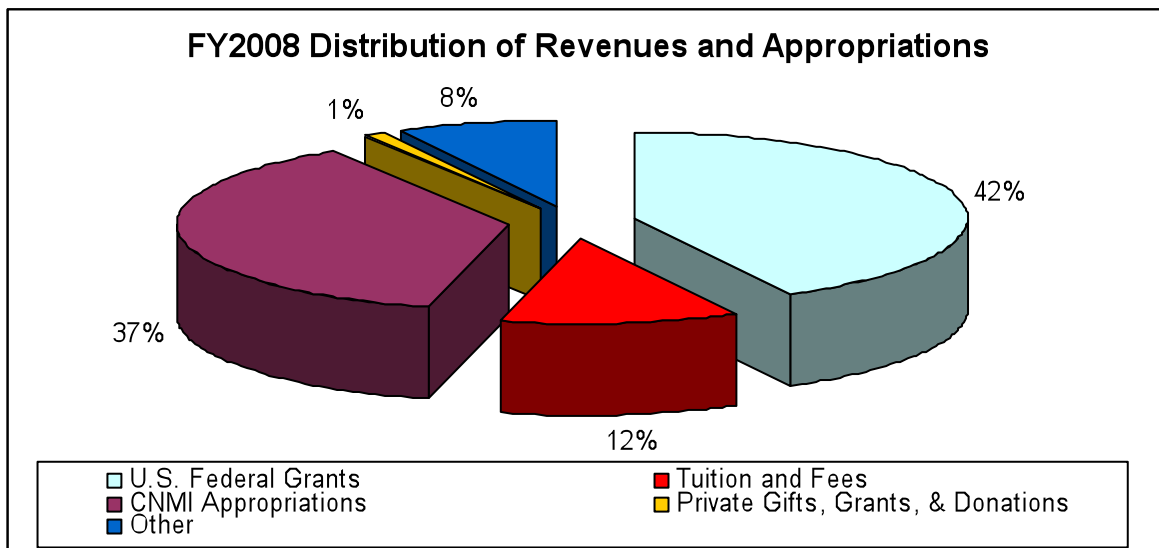
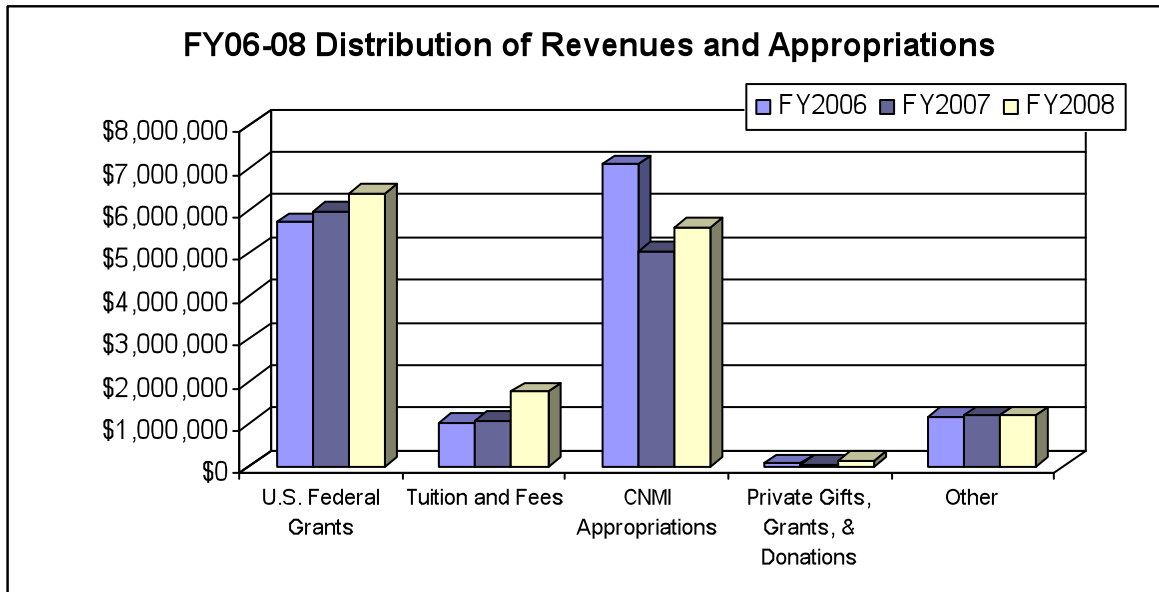
*3 year variance
Source: IPEDS



REVENUES AND APPROPRIATIONS

Total Revenue FY2006 - FY2008

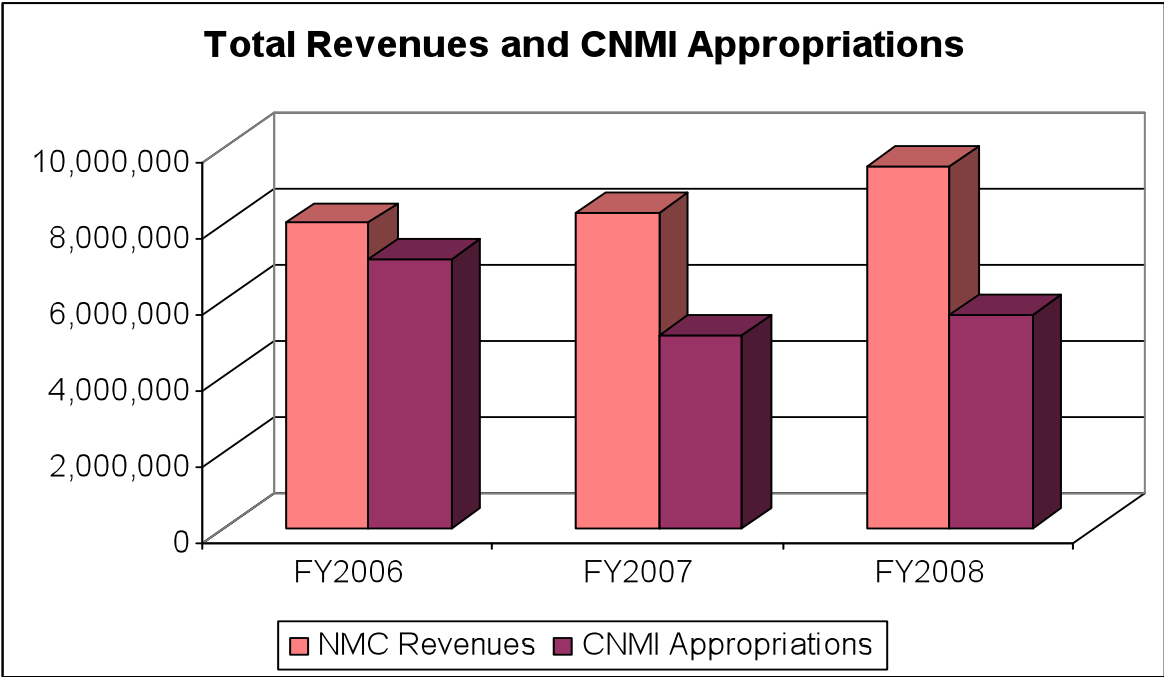
Revenue Source	FY2006	%	FY2007	%	FY2008	%
U.S. Federal Grants	\$5,724,628	38%	\$5,992,859	45%	\$6,393,751	42%
Tuition and Fees	1,043,474	7%	1,069,752	8%	1,763,563	12%
CNMI Appropriations	7,078,228	47%	5,056,682	38%	5,618,211	37%
Private Gifts, Grants, & Donations	73,194	0%	49,187	0%	156,276	1%
Other	1,181,863	8%	1,194,419	9%	1,194,372	8%
Total	\$15,101,387	100%	\$13,362,899	100%	\$15,126,173	100%



REVENUES AND APPROPRIATIONS

Total Revenue and CNMI Appropriations

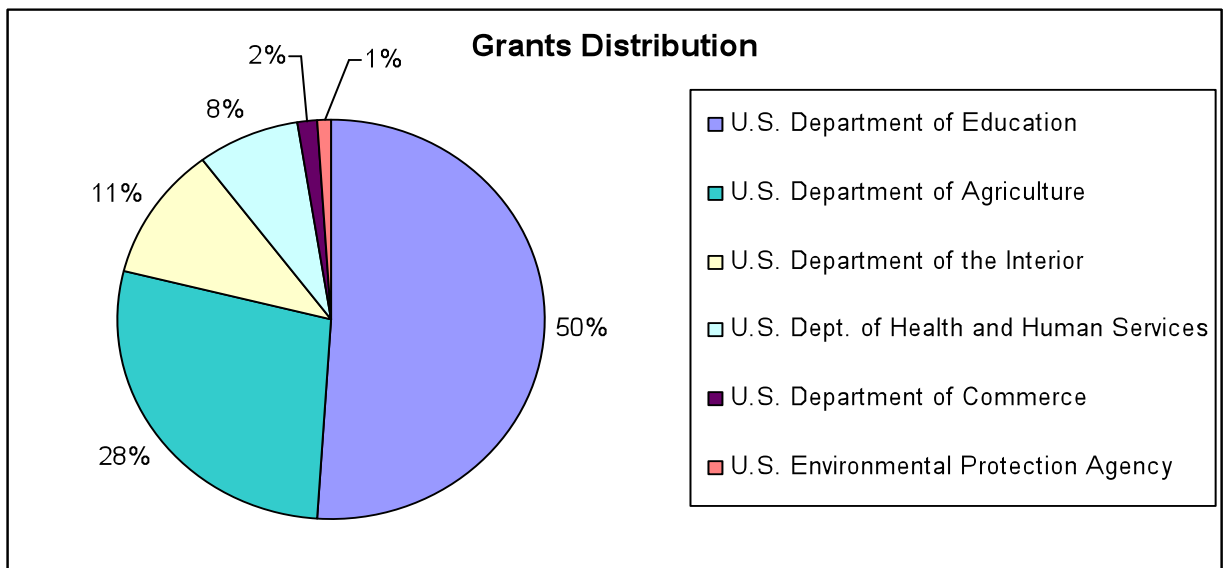
Revenue Source	FY2006	FY2007	FY2008
NMC Revenues	8,023,159	8,306,217	9,507,962
CNMI Appropriations	7,078,228	5,056,682	5,618,211
Total	15,101,387	13,362,899	15,126,173



REVENUES AND APPROPRIATIONS

Grant Activities FY2008

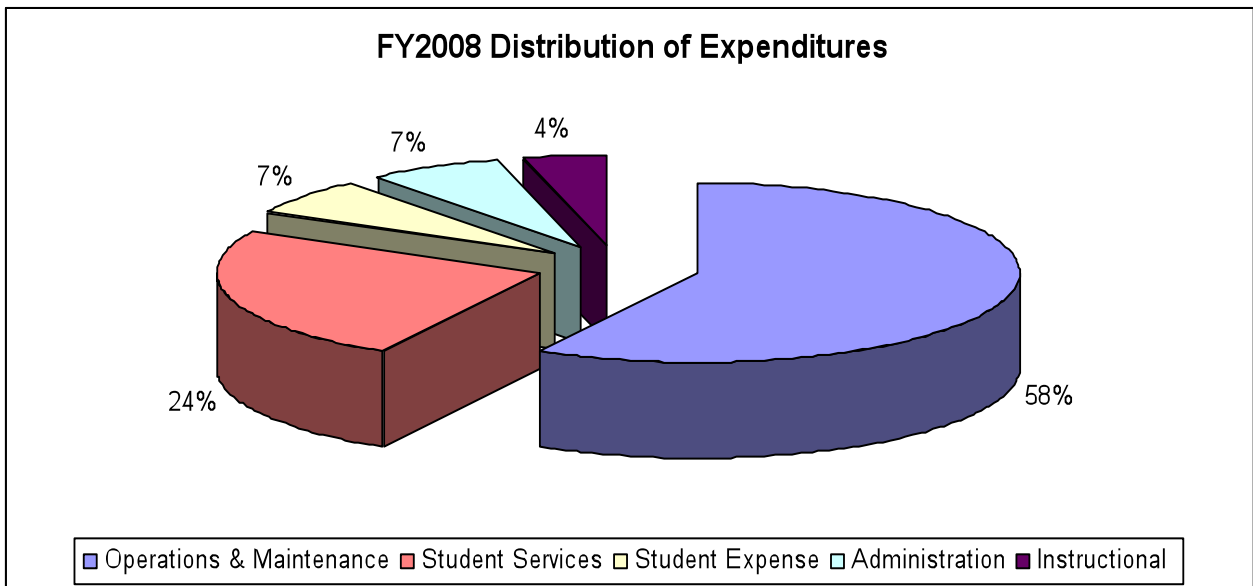
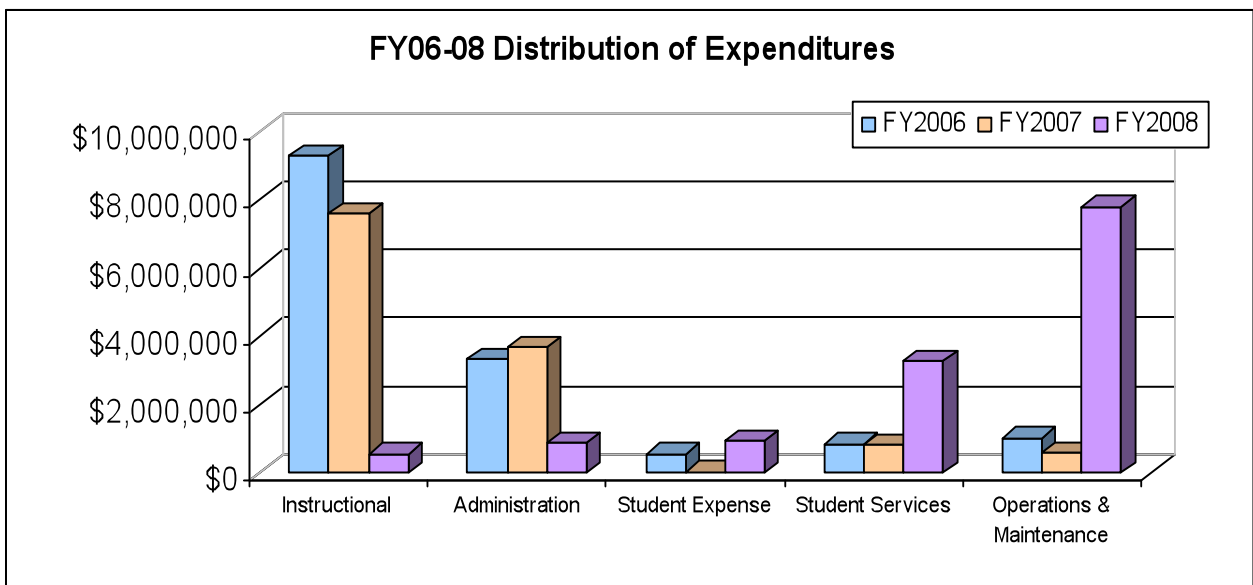
Federal Grantor Agency	Federal Project Title	Amount
U.S. Department of Education	Student Financial Assistance Programs	\$1,631,539
U.S. Department of Education	TRIO Programs	1,013,315
U.S. Department of Education	Adult Education Program	331,895
U.S. Department of Education	Minority Science and Engineering Improvement	71,942
U.S. Department of Education	Capacity Building for Traditionally Underserved Populations	165,000
U.S. Department of Education	Higher Education Institutional Aid	287,215
U.S. Department of Education		3,500,906
U.S. Department of Agriculture	Payments to Agricultural Experiment Stations Under the Hatch Act	719,013
U.S. Department of Agriculture	Cooperative Extension Services	836,768
U.S. Department of Agriculture	Western Region SARE Program	16,000
U.S. Department of Agriculture	Resident Instruction Program	63,220
U.S. Department of Agriculture	Sustainable Forage & Livestock System	10,000
U.S. Department of Agriculture	ADAP	51,027
U.S. Department of Agriculture	Islands of Opportunity Alliance	23,300
U.S. Department of Agriculture	Marketing & Value Added Workshop	3,000
U.S. Department of Agriculture	Papaya Mealybug	28,270
U.S. Department of Agriculture	Innovative Farm Practices	73,387
U.S. Department of Agriculture	New Guinea Sugarcane Weevil	29,058
U.S. Department of Agriculture	Region IX Water Quality Coordination	43,210
U.S. Department of Agriculture		1,896,253
U.S. Department of the Interior	Economic, Social and Political Development of the Territories - Compact Impact	362,928
U.S. Department of the Interior	Accreditation Reaffirmation Plan	375,000
U.S. Department of the Interior		737,928
U.S. Dept. of Health and Human Services	University Centers for Excellence in Developmental Disabilities Education, Research and Services	161,700
U.S. Dept. of Health and Human Services	Association of Native Americans	303,100
U.S. Dept. of Health and Human Services	Area Health Education Center	70,000
U.S. Department of Health and Human Services		534,800
U.S. Department of Commerce	Learn and Serve America - Higher Education	18,000
U.S. Department of Commerce	NOAA Traditional Fishing Practice	90,500
U.S. Department of Commerce		108,500
U.S. Environmental Protection Agency	Water Quality Cooperative Agreements	70,000
U.S. Environmental Protection Agency		70,000
TOTAL		\$6,848,387



EXPENDITURES

Total Expenditures FY2006 - FY2008

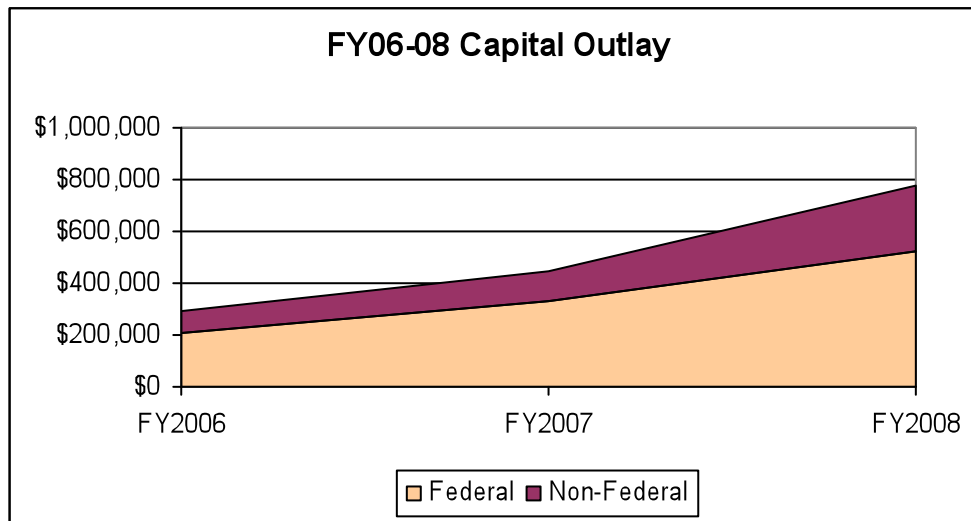
Expenditure Type	FY2006	FY2007	FY2008
Instructional	\$9,282,678	\$7,585,384	\$7,811,514
Administration	3,347,567	3,677,486	3,286,474
Student Expense	567,711	49,549	550,323
Student Services	859,803	832,484	930,827
Operations & Maintenance	1,019,910	580,559	892,224
Total	\$15,077,669	\$12,725,462	\$13,471,362



EXPENDITURES

Capital Outlay FY2006 - FY2008

<u>Funding Source</u>	<u>FY2006</u>	<u>%</u>	<u>FY2007</u>	<u>%</u>	<u>FY2008</u>	<u>%</u>
Federal	\$208,966	72%	\$330,896	74%	\$522,892	68%
Non-Federal	82,563	28%	118,256	26%	251,346	32%
Total	\$291,529	100%	\$449,152	100%	\$774,238	100%



INFORMATION FOR STUDENTS: ACADEMIC YEAR 2009 – 2010

Tuition & Cost of Attendance

Tuition

Resident \$95 per credit hour
Nonresident \$190 per credit hour

Cost of Attendance

Full-Time Fall and Spring Semesters Only

Living with Family

Charges	Resident	Non-Resident
Tuition and Fees	2820	5100
Books and Supplies	1800	1800
Room and Board (with family)	5700	5700
Other	3000	3000
Total	\$13,320	\$15,600

Not Living with Family

Charges	Resident	Non-Resident
Tuition and Fees	2820	5100
Books and Supplies	1800	1800
Room and Board (not with family)	7800	7800
Other	3600	3600
Total	\$16,020	\$18,300

Source: Financial Aid Office

Financial Aid Information

Contact: Daisy Manglona-Propst
 Financial Aid Program Officer
 Financial Aid Office
 Tel: (670) 234-5498 ext. 1527
 Fax: (670) 234-4967
 Email: daisym@nmcnet.edu

Hours: 8:00 am – 5:00 pm, Monday-Friday

Federal Grants Available:

- Pell Grant
- Federal Work Study (FWS)
- Supplemental Education Opportunity Grant (SEOG)
- Academic Competitiveness Grant (ACG)

US Military Programs Available:

- VA Educational Benefits Program
- US Army Reserve Tuition Assistance

INFORMATION FOR STUDENTS: ACADEMIC YEAR 2009 – 2010

Programs of Study

Bachelor of Science

Elementary Education

Associate in Science

Nursing

Natural Resources Management

Associate in Arts

Business

Liberal Arts

Associate in Applied Science

Business Administration - Accounting Emphasis

Business Administration - Business Management Emphasis

Business Administration - Computer Applications Emphasis

Hospitality Management

Criminal Justice

Certificate of Completion

Basic Law Enforcement

Early Childhood Education

Fire Science Technology

Related Service Technician

Admissions Information:

Contact: Rosaline Cepeda, Director
Office of Admissions and Records
Tel: (670) 234-5498 ext. 1524
Fax: (670) 234-4967
Email: rosalinec@nmcnet.edu

Hours: 8:00 am – 5:00 pm, Monday-Friday

For additional information, please visit our website at www.nmcnet.edu.

Recognition Awards Academic Year 2008-2009

Student of the Year: Jose Tudela
Staff of the Year: Greg Sablan
Supervisor of the Year: Leo Pangelinan
Faculty of the Year: Barbara Merfalen

Data Sources

The NMC Fact Book is designed to serve as a general reference for the NMC community, and contains basic information and data about the college and its students. These were compiled from the following sources:

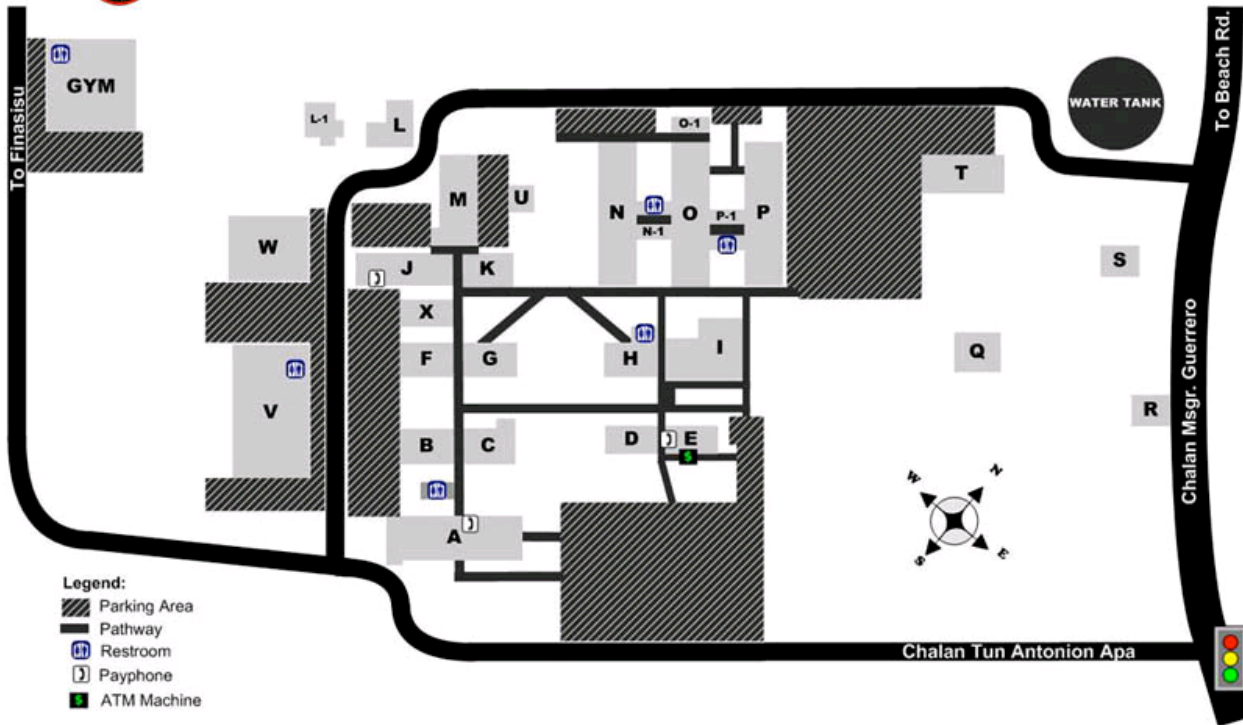
NMC Annual Reports
NMC Catalog
NMC Audited Financial Reports
Integrated Postsecondary Education Data System (IPEDS) Surveys

Office of the President
Office of the Chief Financial and Administrative Officer
Office of the Dean of Student Services
Office of the Dean of Academic Programs and Services
Office of the Dean of Community Programs and Services
Office of the Director of Institutional Effectiveness
Office of the Director of Information Technology
Office of the Director of Institutional Advancement

This is a joint publication of the Office of Institutional Effectiveness (OIE) and the Office of Institutional Advancement (OIA), Northern Marianas College. For more information, please contact Lisa HacsKaylo, Institutional Researcher, at 234-5498 x. 1029, or e-mail lisah@nmcnet.edu.



Northern Marianas College Campus (Saipan)



- Bldg A** Classrooms
- Bldg B** Science Classrooms / Labs
- Bldg C** Nursing Dept, Classrooms
- Bldg D** Classroom
- Bldg E** Bookstore
- Bldg F** Cooperative Research, Extension, & Education Services
- Bldg G** Adult Basic Education
- Bldg H** Snack Bar
- Bldg I** Counseling Center, Career Center, Educational Talent Search
- Bldg J** Student Center, ASNMC, Upward Bound, Student Support Svcs
- Bldg K** Sciences, Math, Health, & Athletics Dept
Social Science & Fine Arts Dept
- Bldg L** Procurement, Facilities Maintenance

- Bldg M** Languages & Humanities Dept, Language Lab
- Bldg N** Information Services, Financial Aid Office,
Admissions & Records, Finance Office
- Bldg O** Olympio T. Borja Memorial Library, CNMI Archives
- Bldg O-1** Operations, Lost & Found, Security
- Bldg P** Office of the President, Administration
Offices, Community Dev Institute, Human
Resources
- Bldg Q** Classrooms
- Bldg R** Classroom
- Bldg S** Curriculum Resource Center
- Bldg T** School of Education
- Bldg V** Business Dept, Computer Lab, IT
- Bldg W** Computer Classrooms